

Brandon Quilters

May 2024

President's Message:

Greetings—

Summer is unofficially here and school is out, but we should always take opportunity to learn. This month we are having a Schoolhouse on Flying Geese. I've never counted how many ways there are to make flying geese, but we will be demonstrating 7 different ways this month, and I just thought of another. Personally, just like with Half Square Triangles, I don't always use the same technique in every quilt. I use the method that works best for the quilt I'm currently making.

Speaking of HSTs, please bring the finished blocks, extra fabric and design boards back to the meeting. Did you notice that the dog ears were already cut off? The HST were cut with the Accuquilt HST die. It was the right method for this quilt .

As we are showcasing flying geese this month, if you have a quilt featuring flying geese, or one which using flying geese in an interesting way, consider bringing it to show.

See you Monday!

Pam

May 6, 2024 minutes -

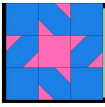
The meeting was called to order by president Pam Avara. There were 32 members in attendance, 1 visitor - Chad Shanks and 1 new member - Dorothy Reyna.

A motion was made to accept the April minutes as published in the newsletter; Lucy Large made the motion and 2nd by Medina Richards to accept and all approved.

Treasurer Report by Ann Callender – Current Balance - \$4,950.31.

Sarah Ketchum informed us that quilts by Karen Petrigani are currently on display in the library.

The MQA Summer Gathering is scheduled for June 7-8 at Eagle Ridge Conference Center, Raymond, MS. Doors open June 7th at 3:00 pm for registration, shopping and programs. June 8th classes start at 9:00 am.



May 6, 2024 minutes *continued* -

The MQA Fall Gathering is scheduled for November 1 and 2 at the Oxford Conference Center. MQA Annual membership dues are \$20.00 with 411 members 37 who are new. The Spring Gathering in Wesson had 147 attendees, the largest since Summer 2018.

Tips, Tricks & Tools presented by Sarah Ketchum - How to keep all those cords tamed. She demonstrated how to wrap, label and keep machine cords of all kinds using Velcro.


Pam Avara presented a YouTube video of numerous half square triangles combinations. There were tables set up and each table had half square triangle pieces to make a 12 inch block. These are to be sewn and brought back to make a community quilt. Half Square Triangles Kinetic Art <https://youtu.be/zPT0-u3tVhQ?si=bqISN0N9bGsYte1q>

Sew-n-Tell was shared and enjoyed then the meeting was adjourned.

Respectfully submitted,

Patricia Welsch

Secretary/Newsletter



Another huge Thank You to Debbie Wilson for taking notes and photos due my absence at the May meeting. I missed another good one!!!!



Summer Gathering with classes

WHEN: Friday, June 7th 3:00 PM until Saturday, June 8th 5:00 PM

WHERE: Eagle Ridge Conference Center
1500 Raymond Lake Road
Raymond, MS 39157

Come Sew . Quilt . Shop . Laugh with us at the

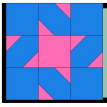
Brandon Quilters Retreat -

September 19th - 22nd at Lake Tiak O' Khata in Louisville, MS. It's a great opportunity to spend more time with fellow quilters and guild members and make progress on our projects. Also enjoy great food (that's right - no cooking - no kitchen to clean)!

Registration forms are at our website or speak with Debbie Wilson

<https://brandonquilters.com/> See "Quilting Time" drop down.





Tips and Tricks -

Presented by Sarah Ketchum - How to keep all those cords tamed? She demonstrated how to wrap, label and keep machine cords of all kinds using Velcro.



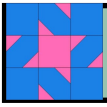
Program - Half Square Triangles

Pam Avara presented a program on numerous configuration of Half Square Triangles. She then had small groups of guild members develop a team quilt block on batting covered boards from precut half square triangles. After preparing the various designs, the boards were taken up and the blocks are to be pieced together and then sewn into a community quilt.



Pam provided the following link to the Half Square Triangles Kinetic Art YouTube Half Square Triangles Kinetic Art video that she shared at the meeting:

<https://youtu.be/zPT0-u3tVhQ?si=bqISN0N9bGsYte1q>



2024 President's Challenge - Star Blocks

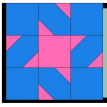


The two Community quilts assembled by Polly Duggan and Marcella Comans from the Star blocks made by numerous guild members.

Sew-n-Tell -



Dianna Carey Smith - Community quilts



Sew-n-Tell -



Debbie Wilson - Fruit Punch (UFO), Stayx and Autumn Day

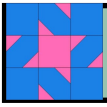


Missy Lee -
Black & Bloom



Pamela Kirby quilts
shown by Cindy
Braat






Show-n-Tell -

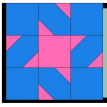


Linda Wolfe -
Quilt Ghost, Exploding
Heart and other quilts



Marie Yonko - Gretchen and Cross-stich blocks quilt





Show-n-Tell -



Pam Beard -
King Plaid



Susie Guyton -
UFO



Marcella Comans -
Log Cabin (UFO)



**To those that are Veterans
or currently serving our
country - Thank you for
your service and/or your
family members' service.**



Goods and Services provided by our members:

Quilting related:

Danielle Butler, owner Ritzy Quilting Company, quilting fabric, accessories & long arm services - 601-850-7913; Ritzyquilting@yahoo.com

Paulette Walley, owner Twin Oaks Crafts, sewing and quilting machines, fabric, accessories & long arm services - 601-506-7514; twinoakscrafts20@gmail.com

Jonce' Smith, Tucker Trimmer licensed instructor, 601-201-3011; jblainessmith@gmail.com

Judy Stanley, computerized E2E longarm quilting and makes t-shirt quilts, 601-942-9882. Also has ETSY page: <https://handmadesbyjudith.etsy.com> for her thread catchers.

Other:

Jo Patterson, artisan jewelry, metalsmithing and lapidary artist (text) 601-842-3139;

FaceBook - Jo Patterson Artist

Inside this issue

President's note.....	1
May minutes.....	1 & 2
Tips and Tricks.....	3
Program Half Square Triangles	3
Sew & Tell.....	4 - 7
Goods & Services offered.....	8
Dates to remember.....	8

Dates to Remember

Monday, June 3rd—Guild meeting at the Brandon Library - Social Time at 6:00 pm; Meeting and Program at 6:30 pm

Sit n' Sew

Saturday, June 8th at the MS State Extension Bldg

MQA June Gathering

Friday & Saturday, June 7th & 8th