

Brandon Quilters

February 2024

President's Message:

Greetings,

It was great seeing a large turn out for our meeting in February. The presentation on the Studio 180 Tucker Trimmer by Jonce' Smith has given me a few ideas for future quilts.

Our March our presentation is Quilt as You Go – specifically, Stich and Flip. If you have a quilt which you've made using this method or any Quilt as You Go method and you would like to share, please bring it to show after the presentation.

The March meeting is the last chance to sign up for the Dianne Knott class. There are 2 patterns to choose from - Candy Crossing or Multiplicity.

I hope you are keeping up with the Block of the Month we are doing. I loved seeing everyone's fabric choices on the line last month.

Pam

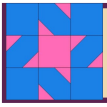
P.S. We still have 8 Large T-shirts left. Consider buying one to include in your next T-shirt quilt. \$5.

BLOCK OF THE MONTH

Completed Block of the Month squares shared by guild members:



An Introduction to the BOM and instructions for Blocks 1 and 2 are on our website, brandonquilters.com/activities/2024-block-of-the-month



February 5, 2024 minutes -

President Pam Avara welcomed everyone, there were 34 members in attendance and one visitor, Sally Gaddis.

Pam asked for approval of the January minutes as presented in the January 2024 newsletter - Jo Patterson made the motion, it was second by Kathleen Greer and all agreed.

Treasurer's report, provided by Kathleen Greer - January balance \$4600.48 plus deposit of \$370 for dues and UFO challenge for a current balance of \$4970.48.

Polly Duggan, Community Quilts, proudly announced that 101 quilts have now been delivered to the Veteran's Home and thanked everyone for contributing to this project.

Sarah Ketchum stated that Debbie Wilson's quilts are currently displayed in the Brandon Library. The library staff have been receiving a lot of feedback from the display.

Beth Sonnier reminded everyone that our guild dues of \$12 are due at the March meeting. If you plan to participate in this year's UFO challenge that sign up sheet will also need to be turned in.

Lisa Dunn, our new webmaster, reminded everyone of the MQA Spring Gathering taking place this weekend, February 9th and 10th in Wesson, MS at the Copiah-Lincoln Community College. Three vendors are to be available, including local vendor to the area, Garden Song Fabrics.

Debbie Wilson announced the 2024 Retreat forms are now available, please see the welcome table.

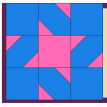
Pam Beard has mailed three February birthday cards.

Christy Calhoun, reminded us of the Wynndale Quilters monthly meeting, the first Thursday of each month, held at the Wynndale Baptist Church in Terry. They have tables, irons and ironing boards. Bring your lunch, projects, sewing machine and cords and sewing supplies. She and Dianne Carey-Smith are planning a Beginner's Quilting class in March. A maximum of 8 students, orientation will be the first Thursday in March.

Old Business - A few Large and XL t-shirts for sell at \$5.00 each

National teacher, Diane Knott will have a trunk show on Friday, April 5th at the MS Extension building. Saturday, April 6th will be the class that will cover two different quilts. Pam discussed several options, as we and the Rankin guild need to select the two that will be taught. The two most popular were Candy Crossing and Multiplicity. Lucy will present these to the Rankin guild. The class is \$45 and the pattern is \$12, due at the March meeting. We have space for 30 to attend the class. The trunk show is free of charge and all are welcome to attend.

Block of the Month blocks made by members were displayed at the meeting for all to see. Patterns and instructions are on posted on our website. All blocks instructions will be shared by September.



February 5. minutes continued -

Completed quilt tops are to be brought our December meeting. Each member that has the top completed will be entered in drawing and Pam Avara will quilt the quilt with edge-to-edge quilting for the winner. [Winner will need to provide backing that is 8" larger the quilt top.]

Pam has asked that we make Star Blocks for a community quilt. Twenty-three blocks were turned in tonight by various members. Reminder that we do have several activities on going, details can be found on our website under Activities.

Daniel Butler thanked all that attended the Grand Opening of her new quilt shop in Crystal Springs. She informed us of her hours Wednesday-Friday, 10-7, Saturday 10-5 and Sunday 1-7.

Marilyn Rose mentioned the GSQA Quilt Show that will be held April 12th and 13th in Slidell, LA. Always a great show with numerous vendors.

Diane Carey-Smith presenter our Tip & Tricks for the month, using grid interfacing for making blocks.

Tonight's program was presented by Jonce' Smith on the Tucker Trimmer #1 and #2 and all the quilting squares they assist in making easier and more accurately.


Sew-n-Tell was then shared and enjoyed by all.

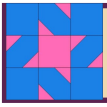
Pam informed us the March 4th meeting program will on Quilt as you Go: Stitch & Flip.

Respectfully submitted,
Patricia Welsch
Secretary/Newsletter Editor

President's Challenge

Complete one or more 9 inch (finished) Ribbon Star block. The blocks are to be scrappy made from your stash using medium to dark fabrics and neutrals for the background (no darker than Kraft envelope). For each block completed and turned in, your name will be placed in a drawing for a small fat quarter bundle. All blocks should be turned in before or at our April meeting. Our program in April will include arranging the blocks in a pleasing layout. Pam will assemble the quilt and also quilt it. Our guild quilt will be turned into Polly for donation as a Community Quilt. The pattern for the Ribbon Star block can be found on our website, see the Activities tab.





Tips and Tricks -



Diane Carey-Smith informed us of Grid Fusible Interfacing for quilting fabrics from 1 inch, 2 inch and 2 1/2 inch squares. This is utilized a lot with watercolor quilting projects and ideal for bargello quilts. Squares of fabric the size of the your grid, are placed within the grid lines and then fused to the interfacing.



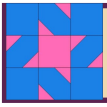
Folds are made at the individual grid lines and 1/4 inch seams are sewn on all horizontal lines and then folds are made at the vertical lines and 1/4 inch seams are sewn. The seams are clipped where the seams intersect, seams are then pressed in opposite directions for precise squares. Diane started with the Bosal brand, but discovered she could save money by drawing her own grid lines on less expensive interfacing. Making the grid the size of her choice.

Program - Jonce' Smith - Tucker Trimmer



Jonce' is a licensed instructor for Studio 180 designs, makers of the Tucker Trimmer. Deb Tucker is a mechanical engineer that invented the Tucker Trimmer, seeing the need to make her hobby easier and with more accurate results. Units are made slightly larger than needed and then trimmed to the correct size. The rulers demoed tonight come in 1/2 and 1 inch increments and can make up to 12 different sizes of blocks. Jonce's display boards had numerous types of blocks shown with most starting out with squares or strips.





Program continued -



These are sample projects that Jonce' has made utilizing the Tucker Trimmer rulers. She will be teaching the Carpenter's Wheel at the April Jackson Quilters meeting. Jonce' will also be one of the teachers at the MQA Summer Gathering in May. She will be teaching the Hunter's Star at the event.



Sew-n-Tell -

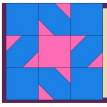
Cindy Pannier, Professional Tote

Billie Harrell, Baby quilt

Dianne McLendon - Open Your Mind (art challenge piece)

Sherlene Abrigo, Harry (Harry Potter fabric quilt, front and back)





Sew-n-Tell - Community Quilts



Karin Brown,
Pam Kirby and
Kathleen Greer
have been very
busy sewing &
quilting.



Goods and Services provided by our members:

Quilting related:

Danielle Butler, owner Ritzy Quilting Company, quilting fabric, accessories & long arm services - 601-850-7913; Ritzyquilting@yahoo.com

Paulette Walley, owner Twin Oaks Crafts, sewing and quilting machines, fabric, accessories & long arm services - 601-506-7514; twinoakscrafts20@gmail.com

Jonce' Smith, Tucker Trimmer licensed instructor, 601-201-3011; jblainessmith@gmail.com

Other:

Jo Patterson, artisan jewelry, metalsmithing and lapidary artist (text) 601-842-3139;

FaceBook - Jo Patterson Artist

Inside this issue

President's note.....	1
February minutes.....	2, 3
Tips and Tricks.....	4
Program-Tucker Trimmer.....	5
Sew & Tell.....	5, 6
Dates to remember.....	7

Dates to Remember

**Monday, March 4th—Guild meeting at the
Brandon Library - Social Time at 6:00 pm;
Meeting and Program at 6:30 pm**

Saturday, March 9th—Sit n' Sew

**April 5th & 6th - National Teacher Diane
Knott; Friday, Trunk Show; Saturday, class**