

Brandon Quilters

March 2024

President's Message:

Greetings,

During our last meeting, the video by Karen Brown of Just Get it Done Quilts, was selected because she demonstrated a method of quilting as you go. But there were many more tips and tricks sprinkled throughout the video. If you haven't seen any of Karen's videos before, I encourage you to check them out on YouTube for more ideas.

April is our birthday month. We will be 20! So please come celebrate and enjoy some cake. The President's Challenge blocks are due in April. We are making Ribbon Star blocks. Instructions can be found at <https://brandonquilters.com/activites/presidents-challenge/>


So far 50 blocks have been turned in. Once we have the final count, we'll make a decision on how many quilt tops we can make and work on laying them out in a pleasing manner. The drawing for the Fat Quarter bundle will occur at the meeting as well. One entry for each block you turn in.

I hope to see you at the meeting.

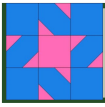
Pam



President's Challenge



Ribbon Star blocks



March 4, 2024 minutes -

President Pam Avara called the meeting to order and welcomed everyone, there were 33 members in attendance and two visitors.

Pam asked for approval of the February minutes as presented in the February 2024 newsletter - Debbie Wilson made the motion to accept, the motion was second by Kathleen Greer and all agreed.

Treasurer's report, provided by Kathleen Greer - February balance is \$5,174.27.

Polly Duggan, Community Quilts, twelve quilts were delivered to the Star Fire Department and ten to the UMMC Children's Safe Center.

Amy Schwalm's quilts are currently displayed in the Brandon Library per Sarah Ketchum.

Debbie Wilson reminded everyone that our annual Quilt Retreat at Lake Tiak O'Khata dates are September 19th—22nd. Registration forms are available at our welcome desk.

Sunshine Cares, Pam Beard mailed 6 birthday cards, 1 thinking of you and 1 sympathy card in February.

Old Business - we still have 8 Large Brandon Quilters t-shirts for sell at \$5.00 each

National teacher, Diane Knott, -

- ◆ **Trunk show on Friday, April 5th at the MS Extension building open to everyone, after the Friday class, Candy Crossing (for those that have registered).**
- ◆ **Saturday, April 6th the Multiplicity class will take place for those that have registered.**
- ◆ **Lucy Large will send out emails to class registrants with supplies needed and pre-class fabric cutting.**

Don't forget the President's Challenge, so far we have 50 blocks. In April these will be arranged by guild members into as many quilt tops as possible for Community Quilts.

Block of the Month—Blocks 3 and 4 can be found at our guild's website. (copy and paste link)

<https://brandonquilters.com/wp-content/uploads/2024/03/2024BQBOMBBlock3.pdf>

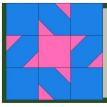
<https://brandonquilters.com/wp-content/uploads/2024/03/2024BQBOMBBlock4.pdf>

Tips, Tricks & Tools – Karin Brown – wool mats that interlock with each other found at “Sewing by Sarah.”

Tonight's Program—a YouTube video on Quilt-As-You-Go: Strip and Flip by Karen Brown of Just Get It Done. A Canadian quilter with great tips and learning along with interesting quilt themed interviews.

April is our anniversary month, be sure to be present to enjoy some cake, and play with the President's Challenge blocks.

Our May program will be using half-square triangles in a hands-on meeting.



March 4, 2024 minutes *continued* -

Wynndale Quilters is starting a beginning quilt class on March 7th at 1:00 at Wynndale Baptist Church, then class will begin March 14th and 15th at 9:00.

Respectfully submitted,

Patricia Welsch

Secretary/Newsletter

Thanks to Debbie Wilson for taking the minutes and photos on a *very* short notice. I appreciate it greatly! - Patricia

Tips and Tricks -



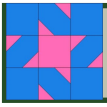
Karin Brown presented the Wool Press 'n Lock Tiles.

Available at https://sewingbysarah.com/search?type=product,page,article&q=wool%20mats*



- ✓ 1/2" thickness
- ✓ 10" x 10"
- ✓ 100% wool
- ✓ Easy for traveling
- ✓ Exclusively at *sewing by sarah*
- ✓ Flatter seams with less effort
- ✓ Interlocking pieces to make the perfect size
- ✓ Retains heat
- ✓ Sold as individual (1) units





Program - Quilt-As-You-Go: Strip and Flip video



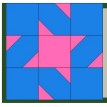
Tips for making the Braid Strip

- Vary the sizes of the strip pairs
- Strips can be pieced
- Contrast your strips
- Square up often
- Mark your cutting mat
- Give yourself some wiggle room



Karen Brown has numerous YouTube videos on quilting, tips & tricks, organization, tools and using your scraps. The video tonight was the second video on Quilt As Go Strip quilting series. Video snap shots include the starting of the braid strip, tips, recommended Free Fuse powder and final quilt in a "cuddle" size.





Sew-n-Tell -



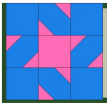
Debbie Wilson—Crazy Daisy (a Diane Knott quilt pattern)



Missy Lee—Scrappy quilt

Kathleen Greer—Strip quilt and Chicken Salad





Show-n-Tell -



Karin Brown—Community quilt that she added the binding to



Lisa Dunn—name tag
(her first completed quilt item)

Linda Wolfe - Charm squares and Jelly Roll bags



Goods and Services provided by our members:

Quilting related:

Danielle Butler, owner Ritzy Quilting Company, quilting fabric, accessories & long arm services - 601-850-7913; Ritzyquilting@yahoo.com

Paulette Walley, owner Twin Oaks Crafts, sewing and quilting machines, fabric, accessories & long arm services - 601-506-7514; twinoakscrafts20@gmail.com

Jonce' Smith, Tucker Trimmer licensed instructor, 601-201-3011; jblainessmith@gmail.com

Judy Stanley, computerized E2E longarm quilting and makes t-shirt quilts, 601-942-9882. Also has ETSY page: <https://handmadesbyjudith.etsy.com> for her thread catchers.

Other:

Jo Patterson, artisan jewelry, metalsmithing and lapidary artist (text) 601-842-3139;

FaceBook - Jo Patterson Artist



Brandon Quilters Guild will be celebrating 20 Years during our April 1st meeting.

Inside this issue	
President's note.....	1
February minutes.....	2, 3
Tips and Tricks.....	4
Program-Tucker Trimmer.....	5
Sew & Tell.....	5, 6
Dates to remember.....	7

Dates to Remember

Monday, April 1st—Guild meeting at the Brandon Library - Social Time at 6:00 pm; Meeting and Program at 6:30 pm

NO Sit n' Sew in April due to the April 5th & 6th - National Teacher Diane Knott - Trunk Show and classes