


# AUGUST 2023



## BRANDON QUILTERS

Dear Brandon Quilters,

As I write this note to you I'm sitting at my mother's kitchen table in North Pole, Alaska; where the temperatures are dipping into the 40's at night and the high's are hitting in the 60's. What a welcome relief from triple digit temperatures in Mississippi!

The Labor Day weekend is coming up and while am lounging at my parents house I hope all of you have time to work on your favorite quilt projects.

Remember the Brandon Public Library is closed the first Monday of September in observance of Labor Day so our meeting is pushed back to the second Monday in September at 6:30 pm.

For those of you participating in the quilt retreat this year we have a final count of 18 quilters attending the retreat. That means each quilter who is attending needs to bring 18 goody bag items. It's tons of fun and they don't all have to be alike. Need ideas? Talk to Debbie Wilson.

We'll ladies, quilt on and I'll see you in September,

*Kathleen Greer*  
President

---

### Minutes of Monthly Meeting

**August 7, 2023**

The meeting was called to order by our president, Kathleen Greer. There were 38 members present and 1 visitor, Cindy.

- Minutes - Patricia mentioned that Ann Callender's title had been corrected on the minutes that were posted to our website. The motion was made to approve the July minutes as printed in the revised July newsletter. Pam Beard approved the motion and Marilyn Rose second.
- Treasury Report, Ann Callender, current balance \$3,543.67, after Retreat and UFO funds are set aside. (\$7,326.23 total).
- Community Quilts - Polly reported that 14 quilts had recently been donated to the Star Fire Dept., 23 to the UMMC Children's Safe Center and 29 to the VA Home. Since January we've donated 66 quilts to the VA Home for a grand total of 83. Thanks to all that have contributed quilts and their time and talent to this project.

### Minutes continued -

- Sarah Ketchum—Robbie Wise currently has quilts displayed at the Brandon Library. Ann Callender's will be displayed starting in September.

### Announcements -

- \* Next Brandon Quilters Sit & Sew, Saturday, September 9th.
- \* Monthly Sit-n-Sew at Wynndale Baptist Church, in the fellowship hall at the back of the church. Be sure to bring your lunch, sewing equipment and power wheel.
- \* Our September meeting will be on the second Monday, September 11, due to the Labor Day holiday.

The Ruler of the Month was presented by Polly Duggan, Creative Grids Ruler for Side Setting Triangles and corners.

Kathleen Greer presented our program on Chenille Quilts, with a nice assortment of quilts to show.

After the program, Sew-n-Tell was shared and then the meeting was adjourned.


Respectfully submitted,

*Patricia Welsch*

Secretary/Newsletter Editor

## Ruler of the Month—

Polly Duggan presented the Creative Grids Non-Slip Side Setting Triangle Ruler (CGRSST). Use this ruler with little math to make the edging triangles around a quilt with blocks set on point. Ruler has strip sizes printed on it and step by step instructions are included to make 6" to 12" side setting triangles.



## Program—Chenille Quilts



Kathleen Greer presented how to make Chenille quilts. Both Olfa and Clover make Chenille cutters. Patterns are available with full instructions.

- Purchase 3 to 4 fabric panels and match up as you would for stack & whack.
  - Tape your batting to a table, top with batting and then the matched up panels.
  - Pin to secure no shifting happens.
  - Take masking tape and tap on top panel from the top right corner to the bottom left corner for a 45 degree angle.
  - Sew lines over the entire panel, through all thicknesses at least a half an inch apart (or closer if you prefer) on the diagonal.
- After you have stitched over the entire panel, use the Chenille cutter to cut the top layers, leaving the very bottom layer intact.
  - Wash and dry in the dryer to fluff where the fabric was cut to “Chenille” it.
  - Chenille projects can be used as wall-hangings, quilts or rugs.



**We are seeking nominations for our elected positions of President, Vice President, Treasurer and Secretary/Newsletter for 2024. Please contact one of the volunteers of the Nominating Committee - Lucy Large, Patricia Welsch and Karin Brown, if you are interested, or would like to make a suggestion.**

# Sew-n-Tell - UFO's



Cindy Pannier -  
Pink quilt



Cindy Barnett -  
Scenic Mountains

Gnomes: Believe

Under the Sea



## Sew-n-Tell

Missy Lee -  
City Streets



Helene Tann -  
String quilt



# Sew-n-Tell - Community Quilts




Polly Duggan - Cleaning out Kaffe



Christy Calhoun - Jelly Roll quilt



Pamela Kirby -  
Squares Galore,  
Good & Scrappy  
Scrappy Log Cabin



## Sew-n-Tell -



Pam Avara and Ruby Lowe, Cairdeas wall hanging, made while on Tour of Ireland with Bonnie Hunter



Polly Duggan - Butterflies in My Yard and Tula pillow sham



- Fall Gathering - October 20 & 21st in Biloxi, MS - Northside Assembly of God, 14901 Lemoyne Boulevard
- Hotel information on MQA website - [mississippiquilt.org](http://mississippiquilt.org)

## Sew-n-Tell -



Jonce' Smith -  
Quillow and wall  
hanging using  
the Tucker  
Trimmer tool



Karin Brown - Double Wedding Ring



Christy Calhoun - Joyce's Pad

Twin Oaks Crafts at 745 Hwy 49 South, Richland is offering classes on the Tucker Trimmer Tool during the month of September. Call Paulette with questions or to sign up at 769-572-5253



Brandon Quilters  
Newsletter  
237 Maplewood Dr.  
Madison, MS 39110

PLEASE  
PLACE  
STAMP  
HERE



**Inside this issue**

President's note.....1  
August minutes.....1, 2  
Ruler of the month.....2  
Program / Chenille quilts.....3  
Sew & Tell.....4-7  
Dates to remember.....8

***Dates to Remember***

**Saturday, September 9th—Sit n' Sew**

**Monday, September 11th—Guild meeting at  
Brandon Library; 6:30 pm**

**RETREAT—Lake Tiak O'Khata—September  
21-24th**

**MQA Fall Gathering—October 20th & 21st  
in Biloxi**