



# MAY 2023

# BRANDON QUILTERS

Hello Everyone and Welcome To Summer!

At this time I would like to offer my condolences to Patricia Welsch on the passing of her sister, to Billie Harrell on the passing of her sister, and to Linda Strickland on the passing of her husband. Also, best wishes to both Ann Callender and Marilyn Rose on a speedy recovery. Please keep them all in your prayers and a special prayer for all of you who suffer every day from unseen illnesses. Just keep on quilting.

June is just around the corner and the temperatures are heating up fast. I know everyone is busy with their gardening and quilting—it's hard to fit it all in. Be sure to make time for the June meeting it's going to be great. Lucy Large is presenting the program on Tips & Tricks in Quilting and she has a special surprise you don't want to miss!

I look forward to seeing you all in June.

Quilt on -  
*Kathleen Greer*



## Minutes of Monthly Meeting

**May 1, 2023**

The meeting was called to order by our President, Kathleen Greer. There were 42 members present and 3 visitors.

The meeting was started with our program "Quilts to Jackets". Kathleen introduced our presenters Shirley Wiltshire and Deborah Warren.

After the program our business meeting started -

- March and April minutes are still forthcoming.
- Treasury Report, Ann Callender, current balance \$3,784.02, after Retreat and UFO funds are set aside. (\$5,966.58 total).
- Retreat Report, Debbie Wilson—please sign up to attend. We need 15 for the event to take place, we currently have 13 registered. The guild is required to pay our deposit to Lake Tiak-O'Khata by June 15th. Please see Debbie for registration forms or if you have questions. This is a fun and quilting filled event—shopping, too.

## Minutes continued -

- Library liaison, Sarah Ketchum informed us that quilts by Judy Robbins are currently displayed in the Brandon Library.
- MQA update, Ann Callender, volunteers are needed to bring irons and ironing boards. The Summer Gathering is June 2 and 3. Registration online visit [mississippiquilt.org](http://mississippiquilt.org)
- Sunshine report, Pam Beard, in April five birthday, one Thinking of You and one Get Well cards were mailed out. Seven birthday cards have been mailed out for May.
- Polly Duggan updated us on the Veteran's Home quilt project. She recently delivered 15 more quilts and our total to date is 79. *Way to go quilters!*

## Announcements -

- \* Two day Sit & Sew at Wynndale Baptist Church, May 11 & 12. Held in the fellowship hall in the back of the church. Be sure to bring your lunch.
- \* Brandon Quilters Sit & Sew, Saturday May 6th—a Jelly Row Race will take place. Be set up and ready to sew at 9:00 am.

The Ruler of the Month was presented by Karin Brown—Double Wedding Ring

After the Ruler of the Month, Sew-n-Tell was shared and then the meeting was adjourned.

Respectfully submitted,

*Patricia Welsch*

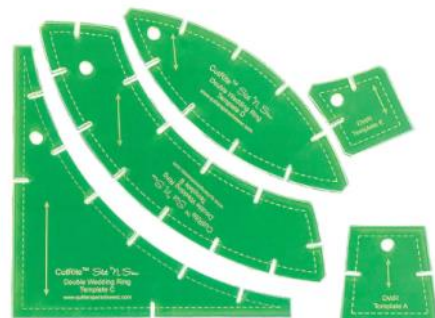
Secretary/Newsletter Editor



## Ruler of the Month—Double Wedding Ring

Karin Brown presented the ruler of the month. She has always wanted to make a Double Wedding Ring quilt. She experimented with several rulers and processes -

- Quilt in Day (an applique process)
- A pattern with no curved seams (couldn't recall the name)
- Quilting from the Heartland pattern
- The winner was Donna Jordan's (of YouTube fame), recommendation of the CutRite Slit' N Sew, The template set Karin purchased made a 12 inch block. Sewing was almost as easy as sewing straight seams.




## Program - “Quilt to Jacket”

Shirley Wiltshire and Deborah Warren, both Home Economic Majors, were our presenters. Both have made quilt jackets from “vintage” quilts they have found in “junk” stores. Some family member had not “loved it” enough to keep it. Steps they recommend are -

- ⇒ Clean quilt; recommendations—Retro Clean (follow instructions and soak for the full 24 hours) Dry flat outside in the full sun. Textile crystals for soaking also suggested.
- ⇒ Do repairs to quilt
- ⇒ Select jacket pattern (non-fitted, few seams and loose fitting)
- ⇒ Trace pattern (make a muslin pattern, if two sleeves, make two patterns)
- ⇒ Layout pattern on quilt for placement (back, front, sleeves, collar, pocket(s))
- ⇒ Know where quilt design will “fall” on jacket when placing pattern
- ⇒ No lining required; bind seams and piece on the inside when needed

Construction -

- ⇒ Sew with 1/2 to 5/8 inch seam allowance
- ⇒ Follow pattern construction steps (omitting interfacing, clipping and hemming)
- ⇒ Use size 90 needle (Jeans needle)
- ⇒ Longer stitch length (3 to 3.25)
- ⇒ Use “walking” foot or differential feed if available
- ⇒ Avoid button holes (snaps recommended)
- ⇒ Use “clapper” to help flatten seams when ironing.
- ⇒ Bias binding recommended to cover seams
- ⇒ IMPORTANT— *Try on* often while constructing jacket
- ⇒ Seam finish recommendations -
  - Double or single fold bias binding tape
  - Zigzag or serge seams
  - Hong Kong seam (bind edges of seams individually on both sides)



Quilt and pattern, Deborah will use for her next jacket.



Enjoy wearing your creation and work of art!






# UFOs Quilts -



Lucy Large—Quilter's Search Engine.  
If I can't remember where I put it, do I still have to count it as part of my stash?



Pam Avara -  
Fairy Frost Sunset



Karin Brown—  
Rainbow bargello



Cindy Pannier -  
Applique and  
small patch-  
work squares  
from a class of  
years ago.

## Community Quilts -



Cindy Pannier—Joan Ford Scrappy quilt



Polly Duggan—Chop Sticks


## Sew-n-Tell



Ruby Lowe -  
Prayer quilt,  
Sunflower & Bee  
wall-hanging



And Garden Party (Bonnie Hunter)



Missy Lee—Mississippi, art quilt





# Sew-n-Tell



Karin Brown—Donation quilt and scrappy block quilts



Dianne  
McLendon -  
Noah and Friends



Sherlene  
Abringo -  
Modern quilt



Marilyn Rose -  
2022 Temperature  
Quilt



## Sew-n-Tell



Ellen Meeler -  
Lone Star quilt



Danielle Butler - Baby quilt and  
t-shirt quilt (for her)



- \* 2023 Summer Gathering—June 2nd & 3rd in Raymond, MS at the Eagle Ridge Conference Center
- \* Visit [mississippiquilt.org](http://mississippiquilt.org) for registration, hotel, program and meal information
- \* Registration & shopping at event starts at 3:00 on Friday, event begins at 5:00
- \* On-site vendors are: Gardensong from Brookhaven and The Stitchin' Post from Hattiesburg



# Sew-n-Tell



Martha Ludke and daughter Pamela Kirby have been busy sewing and finishing projects. Christmas quilt, sampler block quilt. Plus, school colors, 2019 Brandon Quilters BOM and community quilts.







Brandon Quilters  
Newsletter  
237 Maplewood Dr.  
Madison, MS 39110

PLEASE  
PLACE  
STAMP  
HERE



**Inside this issue**

President's note.....1  
May minutes.....1, 2  
Ruler of the month.....2  
Program .....3  
Sew & Tell.....4-8  
Dates to remember.....9

***Dates to Remember***

**June 2nd & 3rd—MQA Summer  
Gathering, Raymond, MS**

**Monday, June 5th—Guild meeting at  
Brandon Library; 6:30 pm**

**Saturday, June 10th—Sit n' Sew**