

FEBRUARY



BRANDON QUILTERS

Note from the President—

I enjoyed learning how to make corded baskets and can't wait to try it. I hope some of you try it too. Please keep in mind that at the March sit and sew, we want to work on the veteran charity quilts. We need people cutting strips and sewing strips and maybe even cutting out background squares.

Thank you and let's have fun quilting.

Diana Carey

Minutes of Monthly Meeting

February 7, 2022

The meeting was called to order by our President, Diana Carey. There were 30 members present including new member Danielle Baker. We also had 5 visitors—Wanda Deaver, Shelley Taylor, Marlene Dennis, Quida Davis and Carol Clibin.

Diana informed us that she had business cards for Twin Oaks Crafts of Richland, MS should anyone like to have one. This rather new shop does offer long-arm services (you can also rent and use theirs at the store), they service sewing machines, have a small fabric inventory and sell Pfaff sewing machines.

Last month's minutes per the January newsletter were approved—motion by Pam Beard and second by Billy Harrell.

Kathleen Greer gave our Treasurer report and we have \$2934 in our account as the end of December.

A description of our UFO Challenge was given for our new members and visitors. Guild members are to list on the provided form the UFO's they hope to get completed this year, a dollar is paid for each UFO listed. The UFO must be fully completed when brought in for Sew -n-Tell, a fat-quarter is selected by the quilter to take home for each completed UFO. A drawing is held at our December meeting and the winner wins half of the funds collected for the challenge.

Polly Duggan updated us on our Community Quilt activity—7 quilts have been recently donated to the Star Fire Department. Polly encourages everyone to increase their participation in the Community quilt program and to entice us, she will place the name of every quilter that donates a community quilt in a jar for each donated quilt. At the end of the year at the December meeting she will draw a name. The winner receives free long arm quilting from Kathleen Greer for one quilt and Polly will provide batting.

Judy Robbins gave her sunshine report— 2 birthday cards, 1 get well and 1 sympathy card were mailed out in January.

Retreat update provided by Debbie Wilson, retreat forms are available tonight at the sign in table. The retreat will be held at Lake Tiak O'Khata September 22nd—25th (Thursday—Sunday). A \$50 deposit is required. Be sure to sign up for a wonderful time and lots of fun.

The February Sit-n-Sew will be held this Friday, February 11th at the MS Extension building.

A unique or favorite ruler will be presented each month. Diana presented the “Kite” ruler and displayed a couple of quilting squares that she had made utilizing the ruler. Debbie Wilson has agreed to present her favorite ruler at our March meeting.

Marilyn Rose distributed Installment 2 of our Mystery Quilt with an explanation and inquired if there were any questions from installment 1.

Billie Harrell spoke of several colorful and easy quilt options for our newest guild project. Brandon Quilters has agreed to help provide quilts for the men and women at the local VA Nursing Home. All options are string quilts utilizing 1 1/2 to 2 1/2 inch strips sewn to 12 1/2 blocks (12” finished). We want bright quilts, preferably solids, but fabric can read as a solid. Quilts with colors other than red, white and blue have been requested. Beds at the nursing home are XL Twin beds, so we will be making 70” x 90” quilts. There are currently 117 residents at the facility. We hope to donate at least 50 quilts. Plans are for us to work on these during our monthly Sit-n-sew, starting in March.

Diana presented a quilt top that she made for the Brandon Library's Black History month display. Marilyn Rose provided quilt block options.

Diana then introduced our program for the meeting—Jackie Watkins to speak on the bowls and other items she makes from plain clothes line and fabric wrapped clothes line.

After the program, Sew-N-Tell was shared and then the meeting was adjourned.

Respectfully submitted by,
Patricia Welsch, Secretary-Newsletter

Program - Jackie Watkins, Clothes line bowls, etc.



Jackie Watkins, distributed “How-to” hand outs and small baggies with a piece of clothes line, fabric and glue stick to demonstrate the process. She explained the way to start your bowl creation is with a coil. The coil is secured with a “X” sewn with a straight stitch on your machine. Then your machine is set on a zig-zag at a length that will catch the sides of two sides touching each other of clothes line. The setting on her Bernina machine is 4.3 or 4.4 wide with a stitch length of 1.3 or 1.4. All practiced rolling a beginning coil with the supplies Jackie had provided.


She then demonstrated how to wrap the cord with fabric that has been cut in 3/4” strips (her preferred size) and how to add the next strip of fabric. Strips do not have to be cut on the bias, as those not cut on bias give the project more texture. The glue stick provided is the glue the fabric strip to the clothes line as you wrap it. Some prefer to wrap the bulk of the clothesline prior to sewing the project, while others like to wrap as they sew. This helps out with color changes.

Beads can be attached to the bowl by stringing the beads on a wire and then attaching the wire to the bowl (requires smaller stitches). Jackie had numerous samples of gorgeous bowls and other projects she had created that included various samples of how to finish the top of bowls (loops and tapering, etc.)


For the projects that had interfaced circles on the inside bottom of the bowl, Jackie recommends those be added before the sides of the bowl are sewn.




Program - Clothes line bowls, etc. reference books



It's A Wrap and It's A Wrap II
- Susan Breir



Make It Easy
Fabric Wrapped
Rope Craft



Sewing Pottery by
Machine
- Barbara Warholic

Community Quilts -




Polly Duggan -
Turning Twenty

Diana Carey -
Jewel Snowball



UFO's -



Pamela Avara -
Hand quilted Whitework pillow

Debbie Wilson -
Winter Window quilt



Sew-n-Tell



Danielle Butler -
Scrap Art and
Christmas quilt



Jan Clark -
Sea & Sand



Missy Lee -
Too Much Fun



Marilyn Rose -
Christmas Stack 'n Whack and World Clocks



Diana Carey -
Underground Rail Road



Billie Harrell -
Samples of colorful quilt
ideas for our VA Nursing
Home project





Brandon Quilters
Newsletter
237 Maplewood Dr.
Madison, MS 39110

PLEASE
PLACE
STAMP
HERE

Inside this issue

Presidential note.....1
February minutes.....1, 2
Program3, 4
Sew & Tell.....4, 5
Dates to remember.....6

Dates to Remember

**Monday, March 7th—Guild meeting at
Brandon Library**

**Saturday, March 12th, Sit-n-Sew at the
MS State Extension Building, work on
your own project or assist with VA
Nursing Home quilt project**